











FARMINGTON RECYCLING PROGRAM



RECYCLABLES ACCEPTED	DESCRIPTIONS & EXAMPLES	HOW TO PREPARE	DO NOT INCLUDE
Glass Food & Beverage Containers 	<ul style="list-style-type: none"> All types and colors of glass bottles & jars 	<ul style="list-style-type: none"> Rinse clean Throw out lids and caps Labels are okay DO NOT BREAK 	<ul style="list-style-type: none"> No broken glass, mugs, windowpanes, ceramics, light bulbs, mirrors, dishes or tempered glass
Metal Food & Beverage Containers 	<ul style="list-style-type: none"> Containers up to 3-gallons in size Aluminum-foil products Empty aerosol cans 	<ul style="list-style-type: none"> Rinse clean Labels are okay DO NOT CRUSH 	<ul style="list-style-type: none"> No propane cylinders, pots & pans, paint cans, hardware or pipes
Plastic Containers 	<ul style="list-style-type: none"> Containers marked #1 PET or #2 HDPE up to 3-gallons or 3-liter size 	<ul style="list-style-type: none"> Rinse clean Throw out lids and caps Labels are okay DO NOT CRUSH 	<ul style="list-style-type: none"> No Styrofoam plastic bags No automotive fluid containers No medicine bottles
Milk and Juice Cartons 	<ul style="list-style-type: none"> Paper milk and juice containers Juice boxes 	<ul style="list-style-type: none"> Rinse clean, Throw out juice box straw Throw away cap, plastic ring okay DO NOT CRUSH 	
Newspaper & Magazines 	<ul style="list-style-type: none"> Newspaper and inserts Magazines and Catalogs 	<ul style="list-style-type: none"> Place magazines and newspaper together in brown paper grocery bags Remove plastic inserts DO NOT USE PLASTIC BAGS 	<ul style="list-style-type: none"> No phone books No soiled newspaper or magazines
Paper Board 	<ul style="list-style-type: none"> Cereal Boxes Shoe Boxes Pasta Boxes 	<ul style="list-style-type: none"> Throw out liners Remove plastic windows Place in brown paper bags with magazines, catalogs and newspaper 	<ul style="list-style-type: none"> No wax- or plastic-coated cardboard
Junk Mail & Paper 	<ul style="list-style-type: none"> Bills and inserts Stationery & Envelopes Coupons Home Computer Paper Shredded Office Paper 	<ul style="list-style-type: none"> Place in brown paper grocery bags with magazines, catalogs and newspaper 	<ul style="list-style-type: none"> Greeting Cards/Gift Wrap Books Products & Samples Plastic (Tyvek) Envelopes
Corrugated Cardboard 	<p>Corrugated cardboard has 2 layers of heavy paper with <u>ripples</u> in between</p>	<ul style="list-style-type: none"> Flatten and secure boxes Cut if over 4 feet in length Do not tie or tape bundle Stack next to recycling bin 	<ul style="list-style-type: none"> No wax coated boxes No soiled boxes No pizza boxes

* Recyclables will be collected weekly at curbside on the same day as your trash collection service. Put only recyclables in your recycling bin. **DO NOT PUT RECYCLABLES IN PLASTIC BAGS.** If you have questions call (860) 675-2550 for more information.